

offices




MODULAR CONSTRUCTION FOR BUSINESS

Uses:


IN today's economy, business moves fast. Modular construction moves faster. From multi-story corporate headquarters to temporary expansion buildings, Whitley Manufacturing can deliver a solution in a fraction of the typical construction time.

- Corporate Offices
- Branch Offices
- Sales Offices
- Office Park (Suites)
- Expansion to Existing Facility
- Temporary Office Space






Speed. Using off-site construction, Whitley Manufacturing can significantly reduce the construction timeline. This allows a quick return-on-investment and minimizes the disruption to your operations.



Flexibility. Only the modular system from Whitley Manufacturing delivers this range of flexibility. The new global economy requires businesses to be agile and adaptable. Modular buildings can be relocated and repurposed as your business develops.



Experience. Whitley Manufacturing has been in business for 65 years. Our specialty lies in the design and construction of high-end, custom modular buildings. With a portfolio of award-winning projects and an experienced team of construction professionals, Whitley Manufacturing can suit your needs.





1 *Three-story Corporate Office.*

2 *Two-story Corporate Office.*

3 *Single-story Branch Sales Office.*



4 *Two-story Branch Office.*

5 *Single-story Office Building.*

6 *Single-story Branch Sales Office.*



Whitley Manufacturing Co. Inc.
201 W. First St. • South Whitley, IN • 46787
Phone • (260) 723-5131 • Fax • (260) 723-6949

www.whitleyman.com