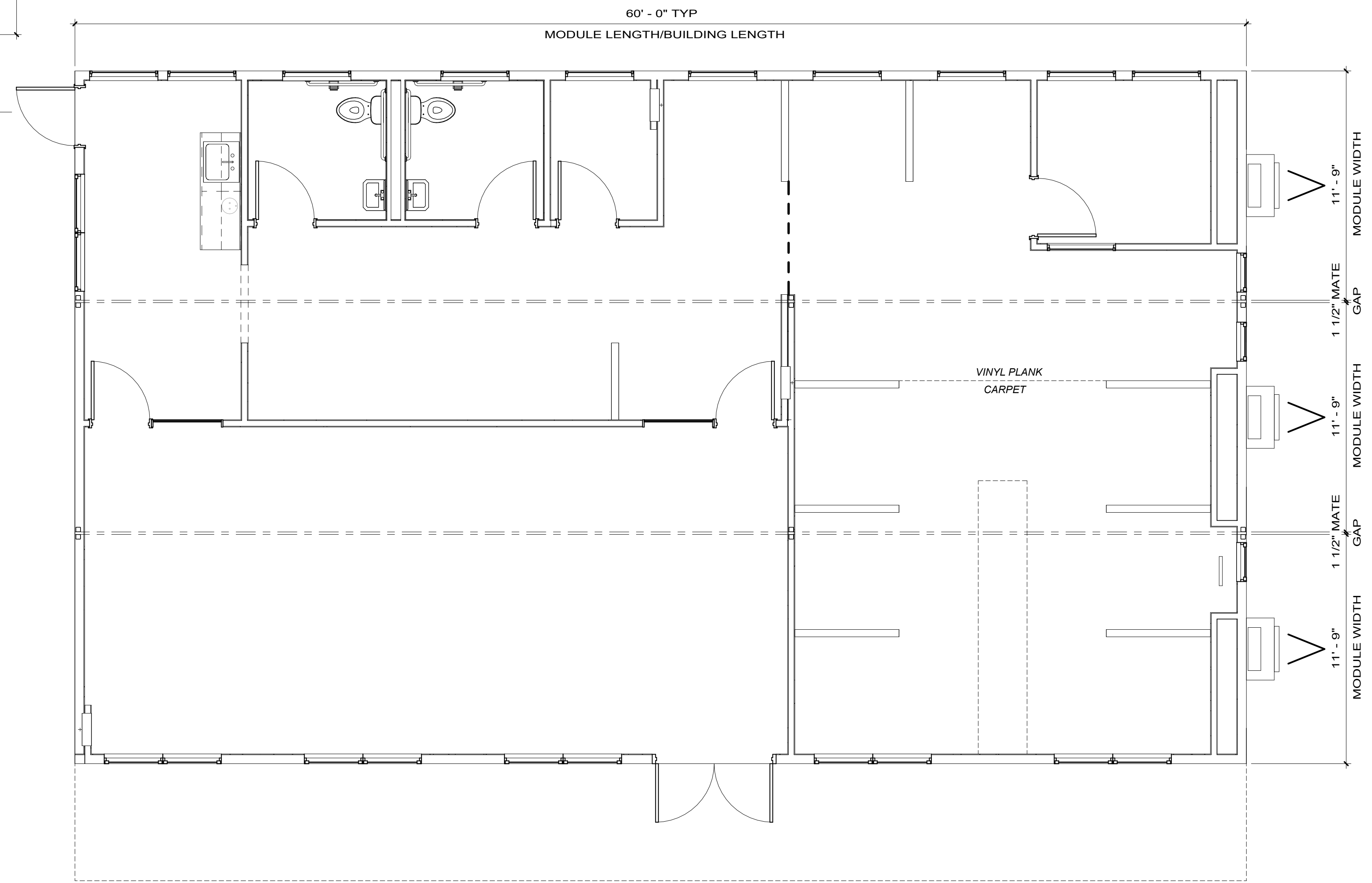


① First Floor Plan
1/4" = 1'-0"



② Second Floor Plan
1/4" = 1'-0"

No.	Description	Date	No.	Description	Date

THIS DRAWING AND ALL INFORMATION CONTAINED HEREON IS THE PROPERTY OF WHITLEY MFG. CO., INC. AND IS NOT TO BE REPRODUCED WITHOUT THE EXPRESS PERMISSION OF WHITLEY MFG. CO., INC. WHITLEY MFG. CO., INC. ASSUMES NO RESPONSIBILITY FOR UNAUTHORIZED USE OF THIS DRAWING.

WE
WHITLEY EAST
Whitley East, LLC
64 HESS ROAD
LEOLA, PA 17540
PHONE: 717.656.2081
www.whitleyman.com

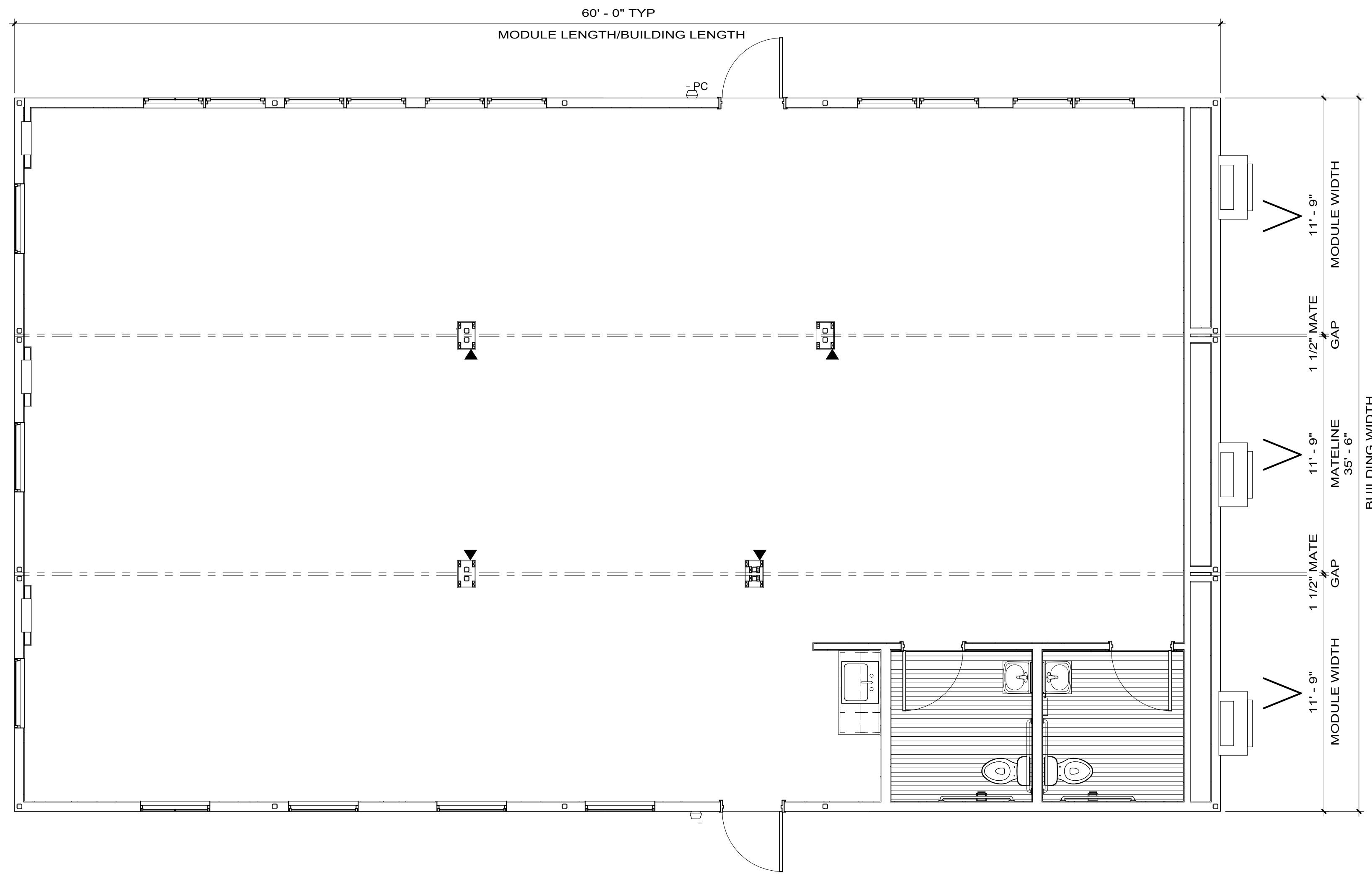
Whitley Manufacturing Co., Inc.
201 West First Street
P.O. Box 496
South Whitley, IN 46787
Phone: 260.723.5131
www.whitleyman.com
Whitley Mfg. Co., Inc.
Shas Modular Builders
3888 E. Fort Wayne Road
P.O. Box 505
Richmond, IN 46185
Phone: 574.223.4834
www.whitleyman.com

Drawn By:
EP
Checked By:
Rev:

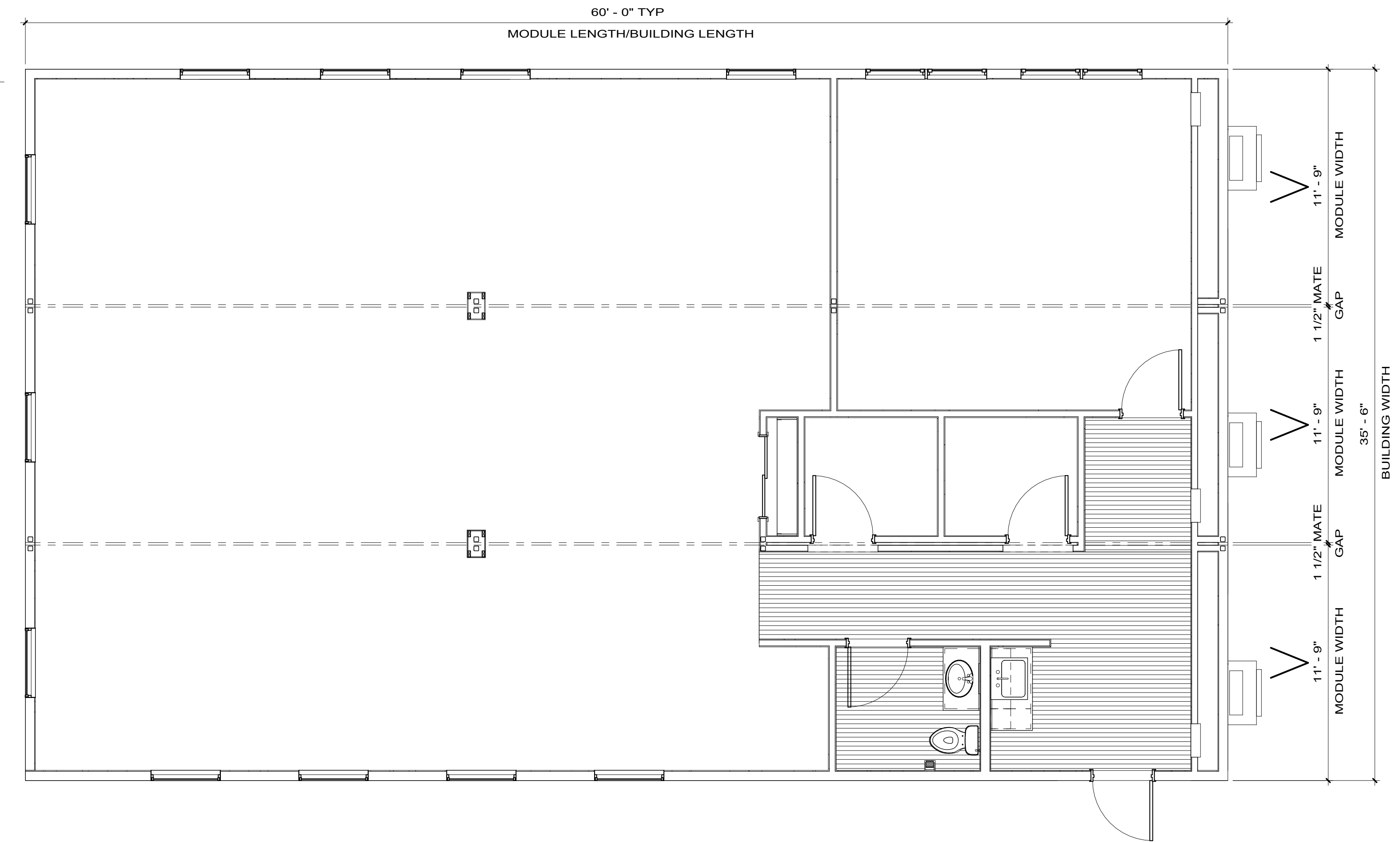
FLOOR PLANS

(6) 11'-9" x 60'-0" MODULES (3 OVER 3)

Serial No.	12/13/2023	Date:	5:29:58 AM
Quote No.	1/4" = 1'-0"	Scale:	
Model No.	7497	Page No.	
Job No.	A2.1		



1 First Floor Plan
1/4" = 1'-0"



2 Second Floor Plan
1/4" = 1'-0"

No.	Description	Date	No.	Description	Date

THIS DRAWING AND ALL INFORMATION CONTAINED HEREON IS THE PROPERTY OF WHITLEY MFG. CO., INC. AND IS NOT TO BE REPRODUCED WITHOUT THE EXPRESS PERMISSION OF WHITLEY MFG. CO., INC. WHITLEY MFG. CO., INC. ASSUMES NO RESPONSIBILITY FOR UNAUTHORIZED USE OF THIS DRAWING.

WE
WHITLEY
EAST

Whitley East, LLC
64 HESS ROAD
LEOLA, PA 17540
PHONE: 717.656.2081
www.whitleyman.com

Whitley Manufacturing Co. Inc.
201 West First Street
P.O. Box 496
South Whitley, IN 46787
Phone: 260.723.5131
www.whitleyman.com

Whitley Mfg. Co., Inc.
Shas Modular Builders
3888 E. Fort Wayne Road
P.O. Box 505
Rockledge, IN 46775
Phone: 574.223.4834
www.whitleyman.com

Drawn By:
EP
Checked By:
CK
Rev:

FLOOR PLANS

(6) 11'-9" x 60'-0" MODULES (3 OVER 3)

Serial No.	12/13/2023	Date:	5:44:08 AM
Quote No.	7608	Scale:	1/4" = 1'-0"
Model No.	7608	Page No.	A2.1
Job No.			